

MCS-1700QVP

JUKI

QVP
Quilt Virtuoso Pro



Introducing a Specialized Cover Stitch & Chain Stitch Sewing Machine That Takes Sewing Up a Notch




Create a Professional Finish

Cover Stitch


Perfect for various applications, such as simple hems, sleeve cuffs and necklines. Since the stitching stretches, it is ideal for stretch fabrics.



4-thread cover stitch



3-thread cover stitch (wide)



3-thread cover stitch (narrow)


Chain Stitch

Since the lower thread forms a chain on the wrong side of the fabric, the stitch is strong when it is stretched, making it ideal for stitching the waist and side seams of pants. It also does well as decorative stitching for necklines.



Presser Foot Lifter

The presser foot is higher at its tip in order to allow the fabric to easily be inserted at the start of sewing. In addition, raising the presser foot lifter to the first position raises the presser foot 8 mm. Further raising the presser foot lifter raises the presser foot to 10 mm. This allows you to easily insert even thick layers of fabric, for example, when attaching ribbing, under the presser foot.



Useful Features That Provide Sewing Enjoyment

Adjustable Differential Feed

Adjust the differential feed to sew beautiful finishes, even with stretch fabrics such as knits and georgette.



Simple Looper Threading

The looper can easily be threaded since it can be lowered at the press of a button.



Extension Plate with Seam Guidelines

The seam guide lines on the extension plate are a useful aid for sewing.




Adjustable Presser Foot Pressure

The presser foot pressure can be adjusted according to the type of fabric being sewn.




Presser Foot with Guide

A presser foot equipped with a guide that presses down on both the left and right sides is provided as a standard accessory.



Exterior Thread Cutter

The exterior thread cutter is useful when removing the fabric after raising the presser foot at the end of sewing.



MCS-1700QVP

Number of needles used	3
Needle system	130/705H
Stitch width	Cover stitch 2.5/5 mm
Stitch length	1-4 mm
Differential feed	no waviness in knits N-2 no puckering 0.7-N
Presser foot lift	8 mm/10 mm
Sewing speed	Up to 1,350 stitches/min
Weight	7.0 kg (main unit)
Power supply/power consumption (100 V model)	115 W / 50/60 Hz
Dimensions	280 (L) x 335 (W) x 285 (H) mm

Optional accessories



Chain stitch presser foot



Hemmer guide (for cover stitch)

JUKI

JUKI CORPORATION
2-11-1, TSURUMAKI, TAMA-SHI, TOKYO,
206-8551, JAPAN
<http://www.juki.co.jp>

JUKI AMERICA INC.
8500 N.W. 17th STREET SUITE 100
MIAMI, FL 33126-1008, U.S.A.
TEL: 1-305-594-0059 FAX: 1-305-594-0720
<http://www.juki.com>

JUKI ECO PRODUCTS

This is an eco-friendly product which complies JUKI ECO PRODUCTS standards for protecting the environment.



● The sewing machine complies with the "JUKI Group Green Procurement Guidelines" on the use of hazardous substances, which is stricter than other restrictions, such as those of the RoHS Directive.

For details of JUKI PRODUCTS, refer to:
http://www.juki.co.jp/eco_e/index.html

*The RoHS Directive is an EU Directive limiting the use of 6 hazardous substances (lead, hexavalent chromium, mercury, cadmium, PBB and PBDE) in electrical and electronic equipment. The JUKI Green Procurement Guideline is the voluntarily established criteria to eliminate not only the aforementioned six substances, but also other ones which also adversely affect the environment.